

# **Will Bynum: A Perfect Fit for the Indiana Pacers**

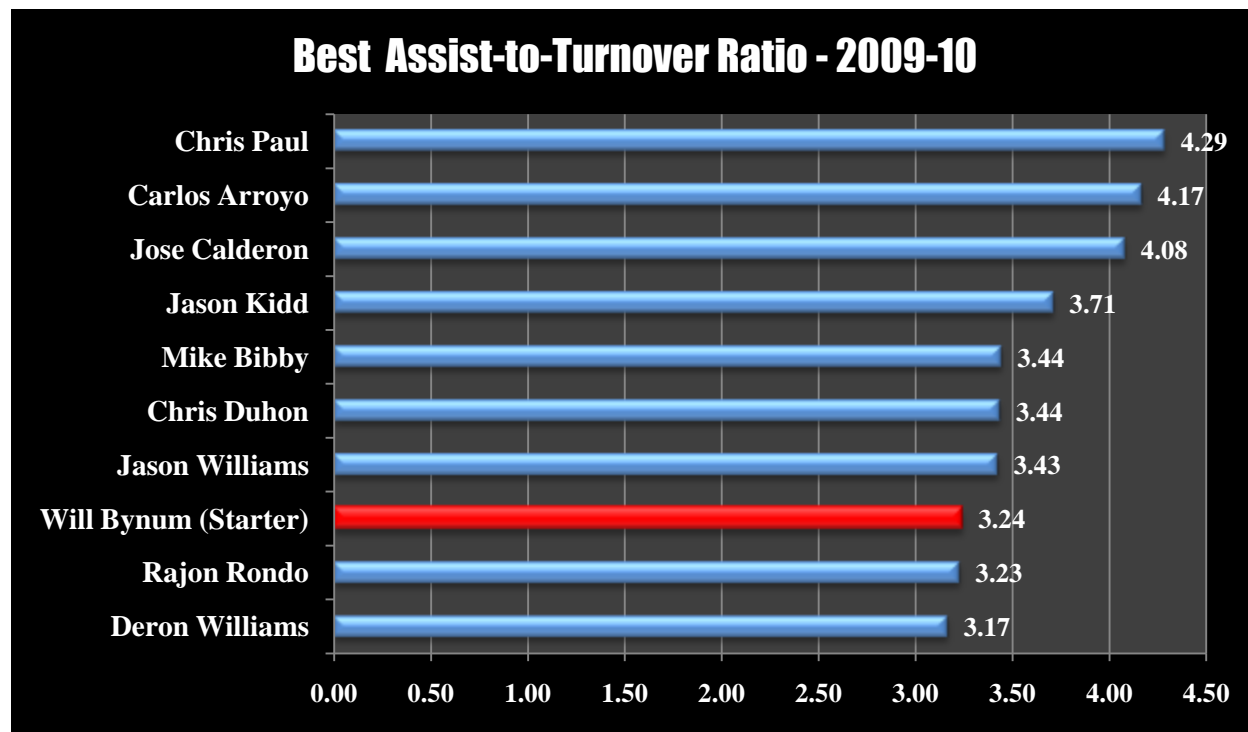
Restricted free agent Will Bynum possesses skills and qualities that would make him an **invaluable addition to several different NBA teams, especially the Indiana Pacers.**

Bynum passes as well as most starting point guards, and has an **uncanny ability for finding open three-point shooters.** Many of this three-point assists come off penetration moves into the lane, creating opportunities for teammates to step into their shots. For such an aggressive offensive player, **Bynum rarely turns the ball over.**

When looked upon to score, Bynum becomes the ideal third guard by **supplying instant offense** off the bench. While not a high volume three-point shooter, **Bynum has range.** He nailed 43.4 percent of his long two-point shots in 2009-10. **He can also finish at the rim.** He made 54.5 of his shots in the immediate basket area.

# Will Bynum: Two Guards in One

## Bynum the Distributor: Performance in a Starting Role



Minimum: 1,000 minutes played

Note: Bynum's statistics are only in games started, other players' numbers are overall

- As a starter, Bynum's assist-to-turnover ranked among top point guards in the NBA
- He rarely makes bad passes and handles the ball extremely well

## Bynum: Tremendous Offense off the Bench

### Players with 24 Points and 8 Assists per 48 Minutes – 2008-09

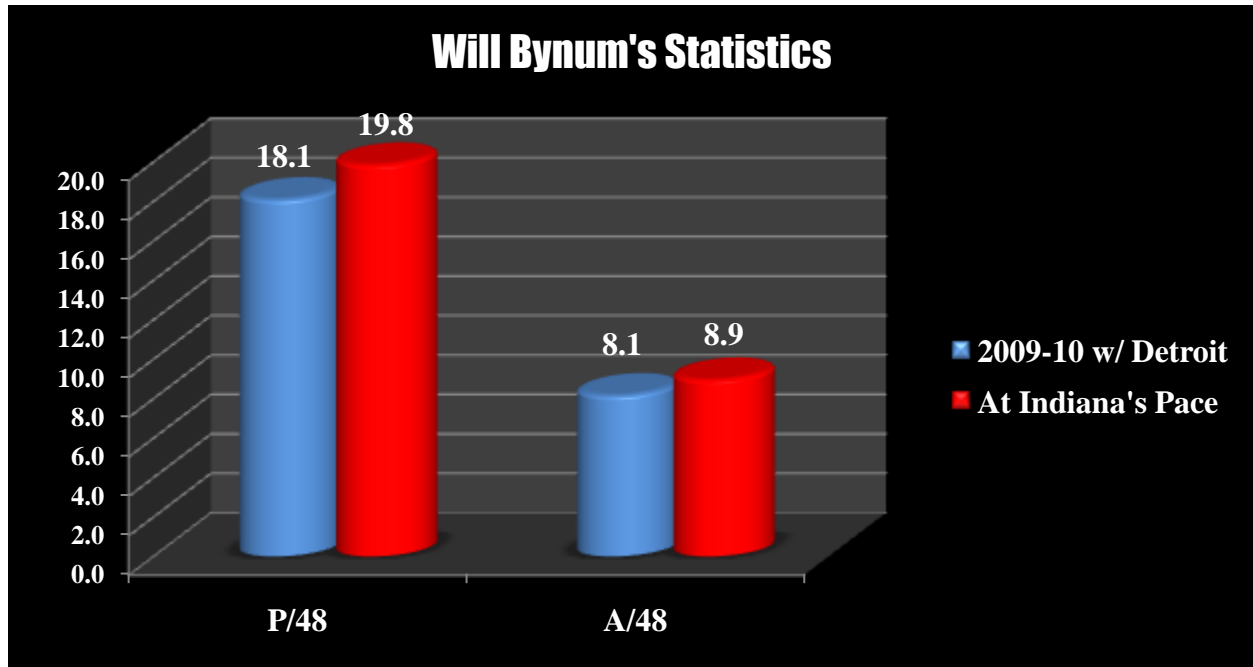
|                   | P/48        | A/48       |
|-------------------|-------------|------------|
| Deron Williams    | 25.3        | 13.9       |
| Chris Paul        | 28.5        | 13.8       |
| Tony Parker       | 30.9        | 9.7        |
| <b>Will Bynum</b> | <b>24.5</b> | <b>9.4</b> |
| Dwyane Wade       | 37.6        | 9.3        |
| LeBron James      | 36.2        | 9.2        |
| Devin Harris      | 28.3        | 9.2        |
| Chauncey Billups  | 24.1        | 8.7        |
| Jameer Nelson     | 25.7        | 8.3        |

- When completely healthy in 2008-09, Bynum ignited the Pistons off the bench

# A Dramatic Change of Pace

## Adjusting Bynum's Statistics for Indiana's Much Faster Pace

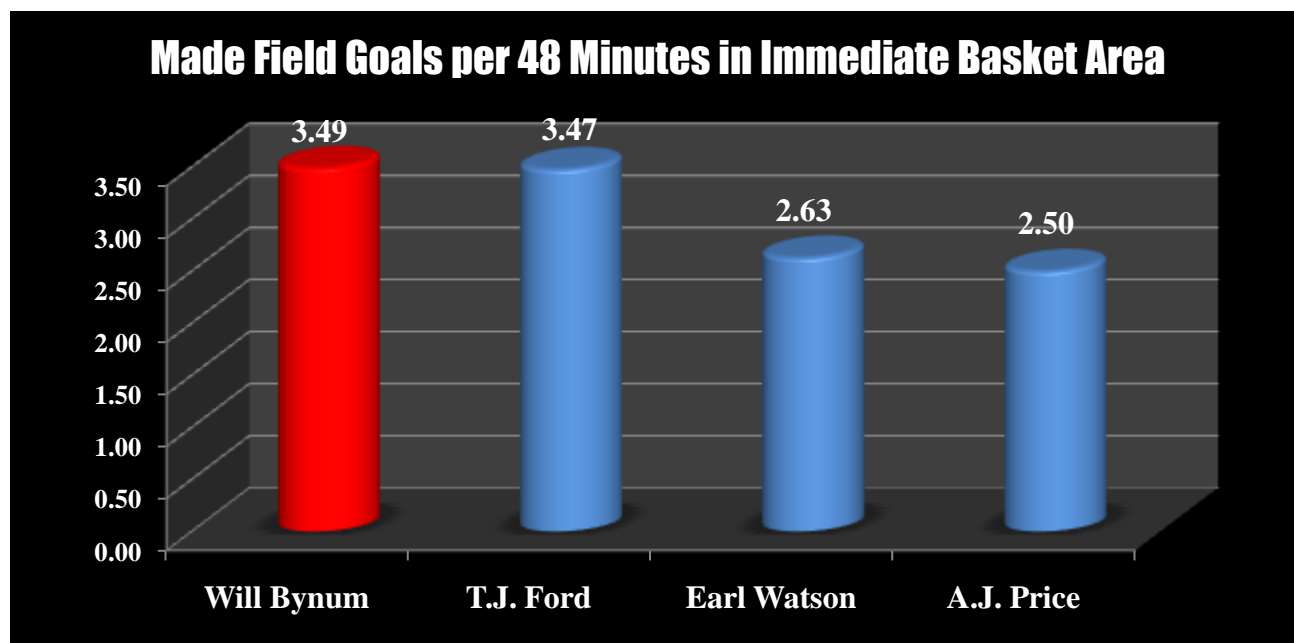
The Pistons played at the NBA's second-*slowest* pace in 2009-10, while Indiana had the second-*fastest* pace. This will improve all of Bynum's per game and per 48 minute statistics.



- Bynum would have averaged nearly 20 points and 9 assists per 48 minutes at Indiana's 2009-10 pace

# Will Bynum: Getting to the Hoop and Finishing

## Comparison to Pacers' Point Guards – 2009-10 Season



- Bynum scored on shots near the basket more often than any of the Indiana point guards
- He surpassed Earl Watson – who saw by far the most action at the point for the Pacers – by a wide margin

# **Will Bynum and the Pacers Starting Unit**

The 2009-10 Pistons best combination – in terms of plus/minus – was as follows:

- 1: Will Bynum
- 2: Ben Gordon
- 3: Rodney Stuckey
- 4: Charlie Villanueva
5. Ben Wallace

**Bynum excelled as part of a three-guard arrangement with two high scoring guards sharing the court, along with a stretch four, and defensive-minded center.**

Should they keep their core intact and add Bynum, the 2010-11 Pacers best combo would be:

- 1: Will Bynum
- 2: Brandon Rush
- 3: Danny Granger
- 4: Troy Murphy
5. Roy Hibbert

**Combining Bynum’s passing skills with three outstanding shooters – plus another in Mike Dunleavy off the bench – would greatly improve the Pacers offense. This group parallels the Pistons top unit, but has a true three man in Danny Granger as opposed to a third guard.**

## **The Historical Parallel**

Jim O’Brien’s most successful team was the 2001-02 Celtics. That team went 49-33 and reached the Eastern Conference Finals with the following starting lineup:

- 1: Kenny Anderson
- 2: Joe Johnson/Eric Williams
- 3: Paul Pierce
- 4: Antoine Walker
5. Tony Battie

**Like Bynum, Kenny Anderson was a tremendous passer who didn’t make many threes but knew how to find the shooters. This unit featured a four man who could hit outside shots and two other strong shooters – at least until Boston traded Joe Johnson during the season.**

# **Indiana Pacers' Needs Analysis:**

## **The Offensive Illusion**

- The Pacers ranked 16<sup>th</sup> in the NBA in points per game (100.8), but had an offense well below average
- Their offensive efficiency of 101.3 – the number of points scored per 100 possessions – placed 26<sup>th</sup> in the league
- **Playing at the league's second fastest pace of 99.4 possessions per game made it appear that Indiana had a stronger offensive club**

## **Turnovers, Poor Shooting, and Offensive Rebounding Hurt Offensive Performance**

- Over 24 percent of Indiana's possessions ended in a turnover. This ranked as the league's eighth-worst figure
- The Pacers hit the 4<sup>th</sup>-most three-pointers in the league (659). But their 34.8 three-point percentage placed 18<sup>th</sup> in the league
- Indiana also had one of NBA's worst two-point shooting percentages (47.9). They ranked 24<sup>th</sup> in this category
- The team also struggled to get offensive rebounds. They grabbed just 21.6 percent of their own misses, the league's second-lowest percentage

## **An Average Defensive Club with Two Major Shortcomings**

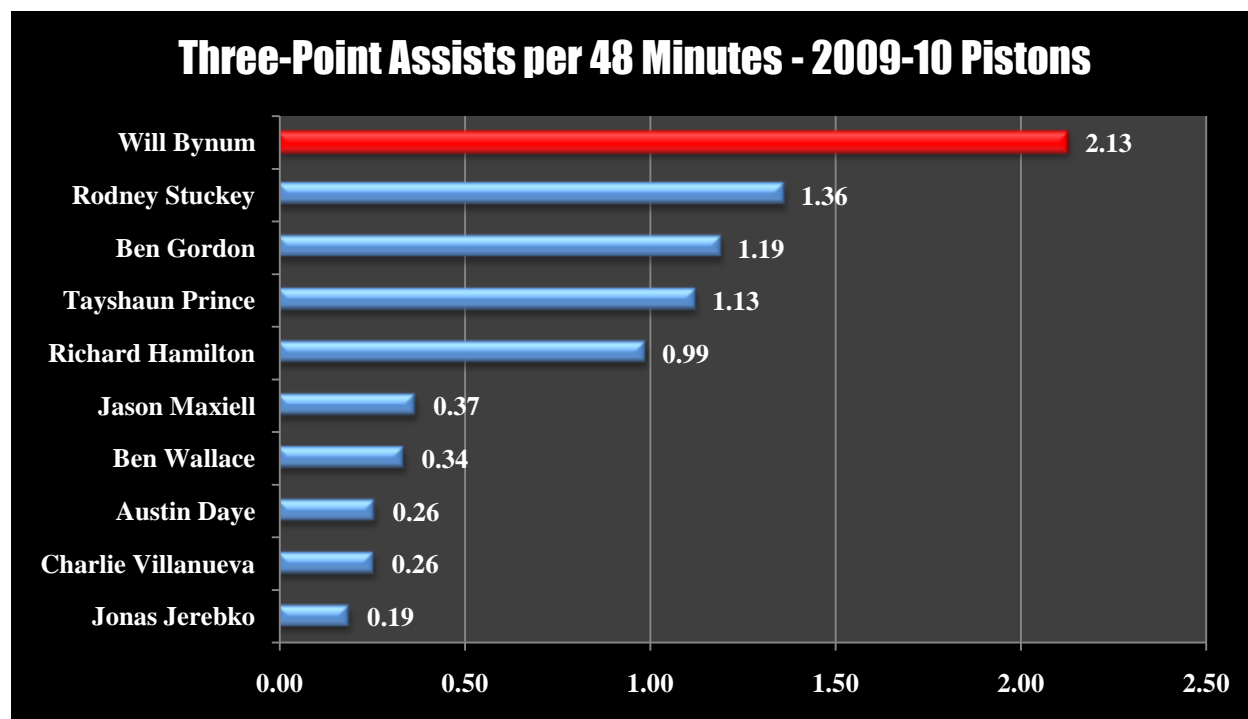
- Despite allowing the 8<sup>th</sup>-most points per game (103.8), the Pacers were not a poor defensive team
- They placed 15<sup>th</sup> in defensive efficiency (104.2), which shows how they are an average defensive club.
- The Pacers' opponents had the league's second-highest free throw attempts per game figure (28.6)
- They also had a tough time defending the three-point shot, allowing a 36.3 percentage (21<sup>st</sup> in NBA)

# The Pacers' Primary Needs

- 1) Strong passers to set up all their good three-point shooters
- 2) Ballhandlers who commit fewer turnovers
- 3) Better rebounders, especially at the offensive end
- 4) Stronger defenders in the paint

*The following pages demonstrate how Will Bynum would help the Pacers immensely with needs 1 and 2 – the two areas impacted by their point guard position*

# Will Bynum: Finding the Three-Point Shooters

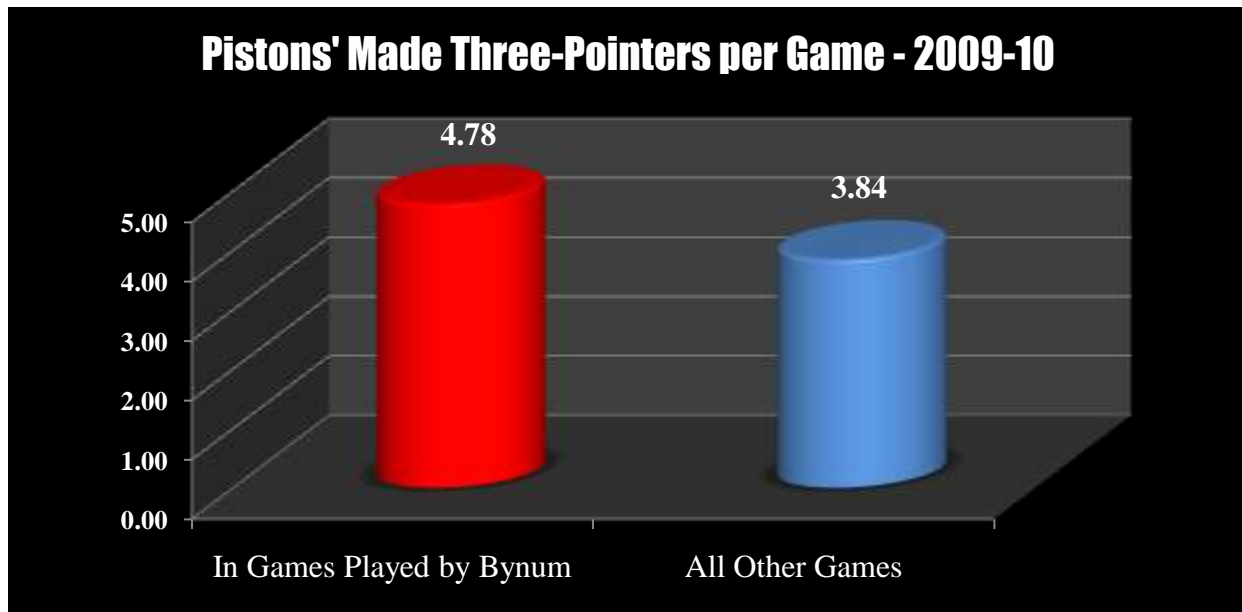


Minimum: 750 minutes played

- Bynum has the ability to locate his teammates for open three-point looks
- Despite playing for a team with few three-point threats, he averaged 2.13 three-point assists per 48 minutes
- None of his teammates came close to matching his figure
- This will be a major asset with the Pacers – a team with several strong long-range shooters

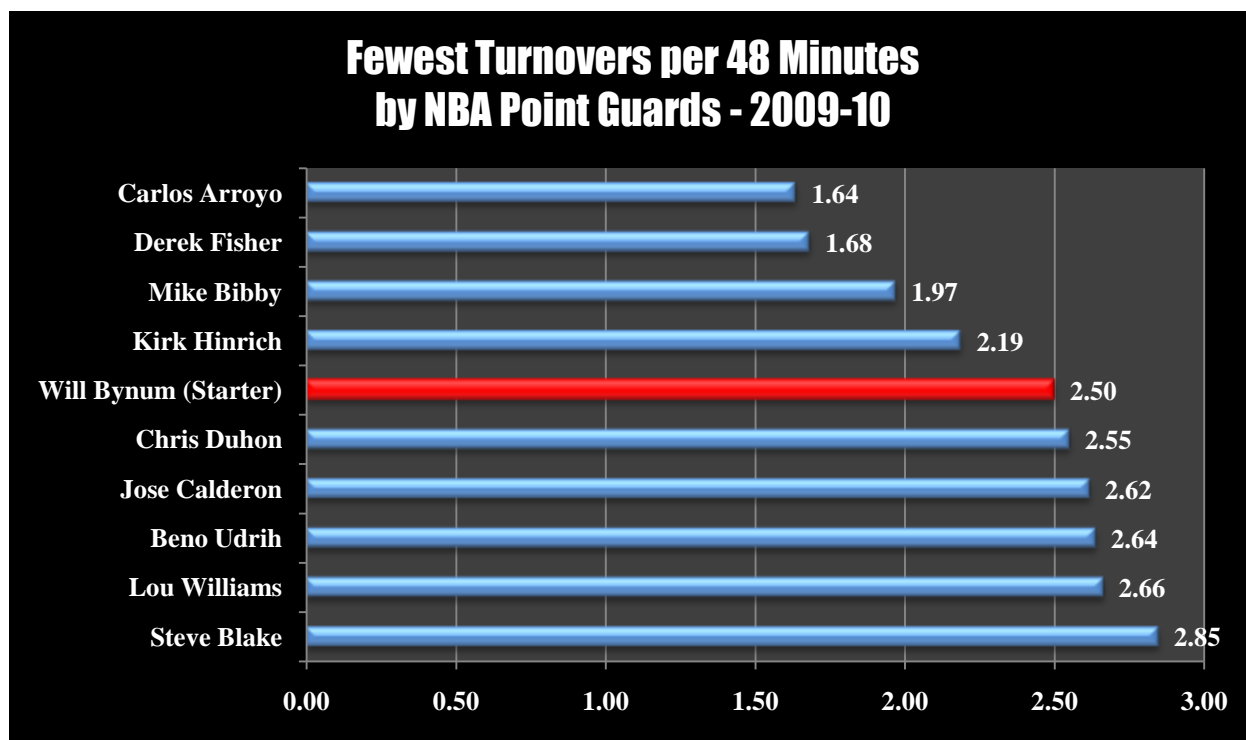
# Will Bynum: Impact on Pistons' Three-Point Shooting

|                          | G  | 3FGM | 3FGA | 3FG Pct. | 3FG/Game |
|--------------------------|----|------|------|----------|----------|
| In Games Played by Bynum | 63 | 301  | 920  | 32.7%    | 4.78     |
| All Other Games          | 19 | 73   | 270  | 27.0%    | 3.84     |



- The Pistons shot threes much better in games played by Bynum
- Their percentage improved and they hit nearly one more three-pointer per game
- This further demonstrates Bynum's ability to find three-point shooters

# Will Bynum: Taking Care of the Basketball



Minimum: 20 games started

Note: Bynum's statistics are only in games started, other players' numbers are overall

- **Bynum protects the basketball better than most NBA point guards**
- **He gets to the rim and finishes more often than many players on this list, who are more perimeter-oriented**