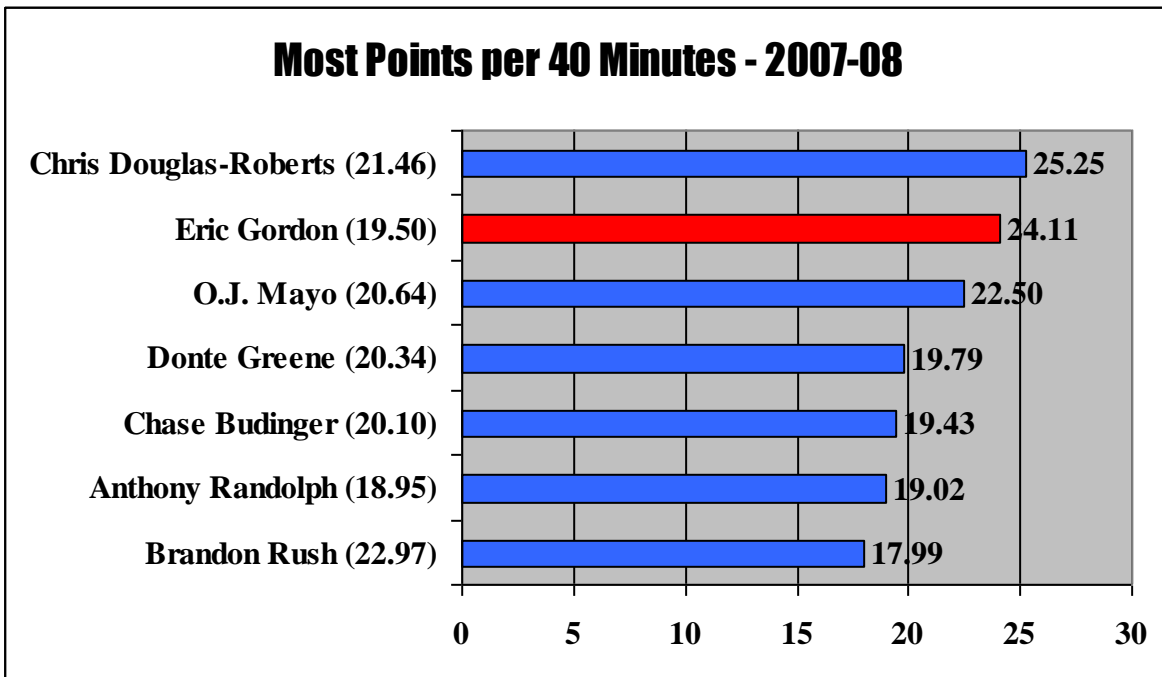


Eric Gordon: Awesome Production with Major Upside

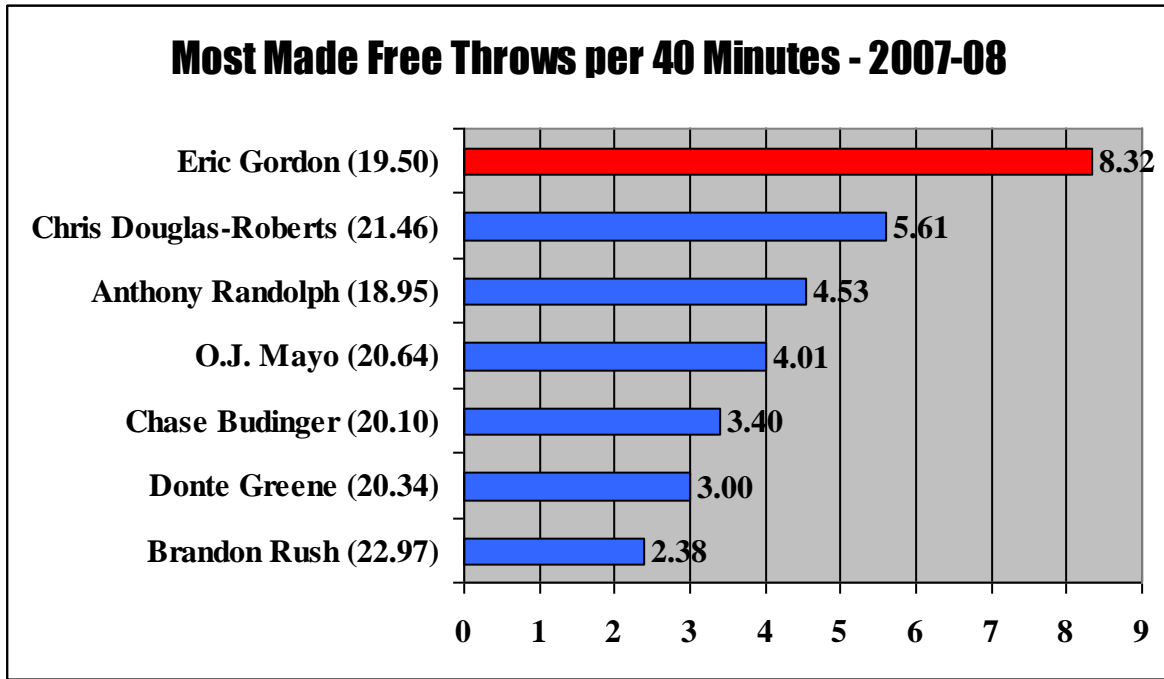
Comparison to Top Shooting Guards and Small Forwards in 2008 NBA Draft



Note: Age on draft night in hundredths of years is shown in parenthesis

- Gordon topped every player in points per 40 minutes except Chris Douglas-Roberts, who is nearly two years older

Comparison to Top Shooting Guards and Small Forwards in 2008 NBA Draft



Note: Age on draft night in hundredths of years is shown in parenthesis

- **Gordon made far more free throws per 40 minutes than the other players**
- **His ability to penetrate earns him frequent trips to the foul line, where he shoots well over 80 percent**

A Valuable Combination of Skills

2008 NBA Draft Prospects with 6+ Made Free Throws and 2+ Made Threes per 40 Minutes – 2007-08 Season

	3FGM/40	FTM/40
Eric Gordon (19.50)	2.52	8.32
Jerryd Bayless (19.85)	2.20	6.98
Ryan Anderson (20.14)	2.37	6.40

Note: Age on draft night in hundredths of years is shown in parenthesis

- Few players possess the ability to make three-pointers *and* get to the foul line
- Gordon surpassed the other two players in both of these categories, and he is younger as well

2007-08 Season Comparison to O.J. Mayo

	Size	Age on Draft Night
Eric Gordon, Indiana	6-4, 215	19.50 Years
O.J. Mayo, USC	6-5, 200	20.64 Years

- Gordon is over a year younger than Mayo

Core Statistics – 2007-08

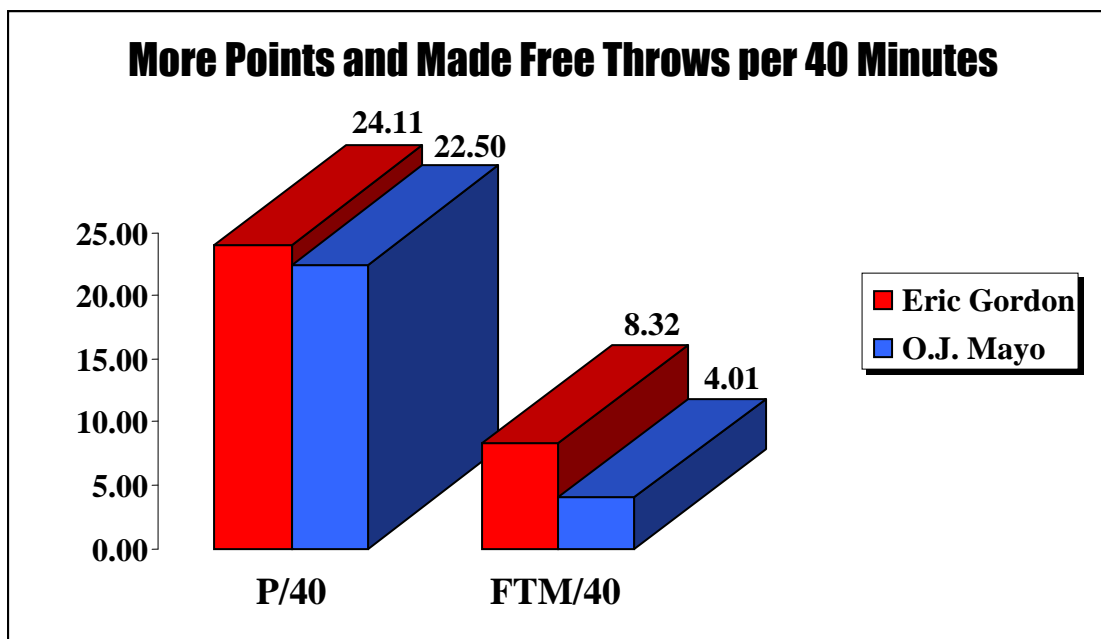
	G	MPG	2FG Pct.	FT Pct.	3FG Pct.	PPG	RPG	APG	SPG
Eric Gordon (2007-08)	32	34.7	52.5%	83.4%	33.7%	20.9	3.3	2.44	1.31
O.J. Mayo (2007-08)	33	36.8	46.4%	80.3%	40.9%	20.7	4.5	3.30	1.55

- Gordon shot a higher percentage on both two-point attempts and free throws
- He edged Mayo in points per game despite playing two fewer minutes per contest

Key Numbers and Ratios – 2007-08

	Pts./FGA	P/40	R/40	A/40	B/40	S/40	T/40	FTM/40
Eric Gordon (2007-08)	1.57	24.11	3.75	2.81	0.72	1.51	4.14	8.32
O.J. Mayo (2007-08)	1.28	22.50	4.93	3.59	0.43	1.68	3.85	4.01

- Gordon topped Mayo in points per 40 minutes (see below)
- He also made over twice as many free throws per 40 minutes – a huge advantage



Age-19 Season Comparison to Gilbert Arenas

	Size	Age on Draft Night
Eric Gordon, Indiana	6-4, 215	19.50 Years
Gilbert Arenas, Arizona	6-4, 215	19.47 Years

Core Statistics – Age-19 Season

	G	MPG	2FG Pct.	FT Pct.	3FG Pct.	PPG	RPG	APG	SPG
Eric Gordon (2007-08)	32	34.7	52.5%	83.4%	33.7%	20.9	3.3	2.44	1.31
Gilbert Arenas (2000-01)	36	29.0	51.9%	72.4%	41.6%	16.2	3.6	2.33	1.81

- Gordon averaged 4.7 more points per game
- He also topped Arenas in two-point field goal percentage, free throw percentage, and assists per game

Key Numbers and Ratios – Age-19 Season

	Pts./FGA	P/40	R/40	A/40	B/40	S/40	T/40	FTM/40
Eric Gordon (2007-08)	1.57	24.11	3.75	2.81	0.72	1.51	4.14	8.32
Gilbert Arenas (2000-01)	1.34	22.30	5.02	3.22	0.27	2.49	3.87	3.72

- At the same age, Gordon was clearly ahead of Arenas offensively
- He scored more points per 40 minutes (see below)
- He made free throws more than twice as often (see below)
- He also delivered far more points per field goal attempt

